

**Better Performance  
Starts with Better Lighting**



**ISF** LED STADIUM LIGHT / LED FLOOD LIGHT  
400W/600W/800W/1200W



**100+** Patent Certificates  
**\$1,000,000+** Annual Energy Saving  
**10,000+** Projects Successfully Installed

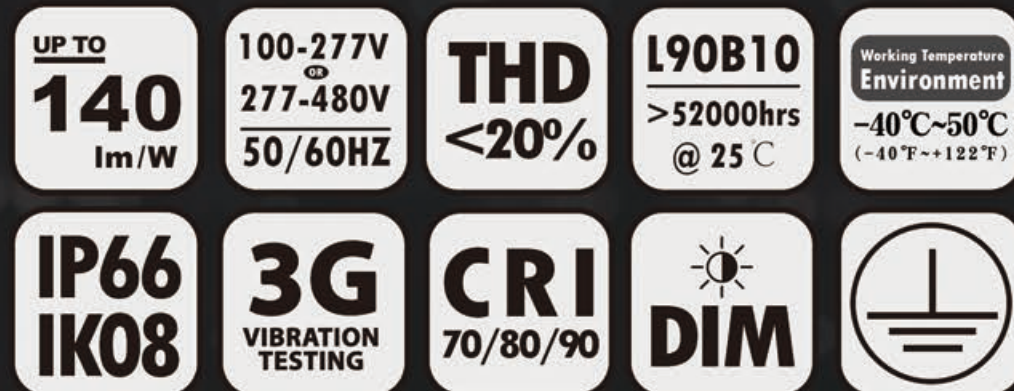
OVER YEARS   
**10 EXPERIENCE**  
[www.aokledlight.com](http://www.aokledlight.com)



## > Features of ISF Series

ISF series is an energy-saving and economical LED flood light which is suitable for stadium lighting. It is also suitable for large outdoor lighting such as ports and docks.

- Up to 150LM/W, power range: **400W-1200W**.
- Modular design, easy to maintain and repair.
- UV stabilized polyester powder paint finish for durability and corrosion resistance. Saving maintenance budget and operating costs.
- Die-casting aluminum, excellent heat dissipation design, more conducive to prolong the lifespan.
- Excellent lighting system design, better performance.
- Eco-friendly, the lighting around the site is not plagued by light pollution.
- The illumination of the site is significantly improved, with better uniformity, and the overflow light is reduced to a minimum.
- The bracket of ISF series is made of 304 stainless steel, with super corrosion resistance.



**Type-A (Top Fixed)  
Lens**

**Type-A (Top Fixed)  
Reflector**

**APPLICABLE TO (Optional)  
4K & HD TV LIVESTREAM**

**TLCI>95 GR<30**



**NO FLICKER ON  
TV BROADCAST**



**UP TO 1200W  
MODULAR**

Modular design makes the fixture easy to repair and replace. Maximum power to 1200W, flexible to adapt to project lighting needs.



**LIGHTWEIGHT  
MAX. <24KG**

The total weight of the 1200W fixture is less than 24KG (without a driver box). The lighter the weight, the easier the installation and the safer the fixture it is.



**FOR TV  
BROADCAST**

ISF guarantees excellent TV footage thanks to LED sources with a high TLCI index (Max >95) and allows the creation of super slow motion flicker-free.



**CONVENIENT  
INSTALLATION**

Type-A (Top-fixed) or Type-U (Yoke mount) installation. The installation procedure is simple and saves time and manpower.

**5 10** WARRANTY  
5 Year Limited Warranty,  
10 Year Preferred Warranty.  
Please consult with our sales for detailed agreement.

wally@akledlight.com  
+1 626-986-4050 (US)  
+86 755 2357 9148 (CN)  
©2022 AOK LED LIGHT CO., LTD. All Right Reserved.

**AOK**  
Quality, Honesty, Service and Innovation



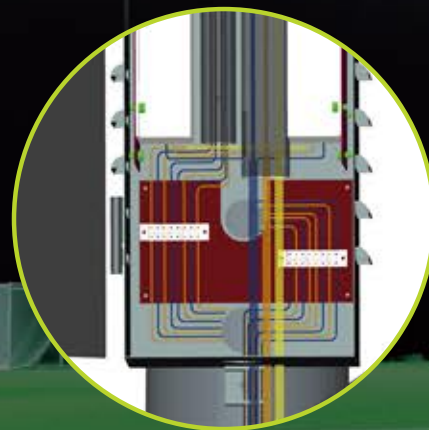
# > Perfect Design for Gaming

• Our lighting system, electrical, structural all links of the precise configuration and full consideration, precise control of light, to ensure the best light efficiency. We make the whole lighting system faultless, more durable.

• We provide easy-to-maintain design, integrated grounding, and surge protection to ensure the long life of the sensitive electrical components required by LEDs.



Separated power supply installation, easy maintenance. Highly integrated wire harness, the remote control system is optional, easy to operate.



## HEAT SINK

- Die-casting aluminum ADC12, high thermal conductivity
- Unique convective air cooling design
- Machined smooth surface for maximum heat transfer of the LEDs
- Maintains low LED junction temperature for high wattage operation

## LENS

- High-temperature resistance PC materials
- High transparency
- Multiple beam angles

## TEMPERED GLASS

- Impact-resistant IK08
- High transparency

## BRACKET

- Knuckle assembly
- Maintains alignment is up to 150 mph winds
- Bracket adjustment Angle range:
  - Elevation angle  $0^{\circ} \sim 90^{\circ}$
  - Depression angle  $\pm 63^{\circ}$
- Yoke mount available.

## LED PANEL

- Seoul 5050/Seoul Z5M4 3535/CREE
- CREE/LUMILEDS optional
- Metal-core printed circuit board

## WATERPROOF RING

- High-temperature resistance materials
- Aging resistance, excellent sealing

## SURFACE COVER

- Perfectly sealed to keep optics away from harmful environmental elements
- High-strength material ADC12

## LIGHT CONTROL VISOR

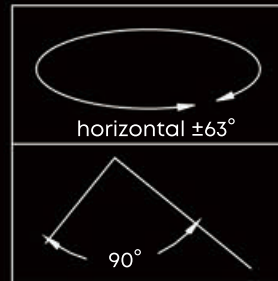

- Visor with a reflective surface and adjustable angle
- Dramatically reduces glare and spill, and maintain high output




# > Flexible & Convenient Installation

## Type-A Top-fixed Bracket

The innovative top-fixed bracket is ideal for the suspended installation of ISF in limited spaces (for example under the roof cover of grandstands). Furthermore, top-fixed simplifies pointing operations. This fixing system allows adjustment on several planes and axes: the main adjustment with tilt range in the horizontal plane  $\pm 63^\circ$ , rotation range on vertical axis  $90^\circ$ .


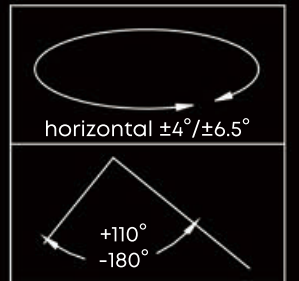


Laser aiming & Visor  
Optional



## Type-U Yoke Mount

The Type-U Bracket of ISF is made of 304 stainless steel, with super corrosion resistance. It is adjustable and tiltable on the horizontal plane  $\pm 4^\circ/\pm 6.5^\circ/\pm 10^\circ$ , rotation range on vertical:  $+110^\circ/-180^\circ$ . It is also available for inverted mounting, guaranteeing great installation versatility.



Options:  
Power supply split installation  
Driverbox integrated with bracket



\*As the products are upgraded, the accessories may differ from those described in the pictures.

\*Due to the constant improvements in product development, individual parameters might change. Please refer to our sales or R&D team for most up-to-date content as specifications are subject to change without notice.



# > Photometric Design



- Glare & light pollution
- Light spills out



- Comfortable uniform lighting effect
- No upper light pollution
- Better visual experience

## Distribution Design - Without Visor

- Symmetric 3H\*3V(15D)
- Symmetric 4H\*3V(20\*30D)
- Symmetric 4H\*4V(30D)
- Asymmetric 7H\*4V(35\*85D)



## Distribution Design - With Reflector

- Asymmetric 7H\*5V(PG30D)
- Asymmetric 7H\*5V(PG60D)



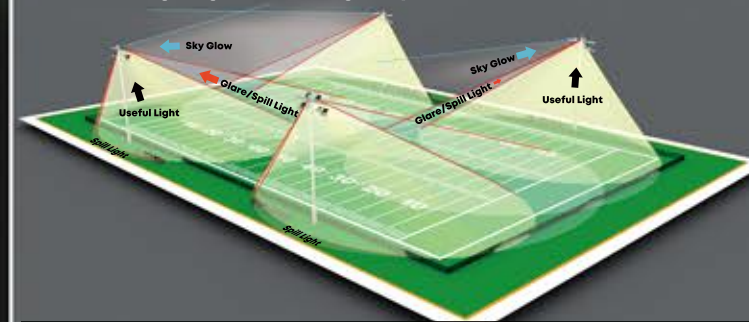
## Distribution Design - With Visor

- Asymmetric 3H\*3V(15D)
- Asymmetric 4H\*3V(20\*30D)
- Asymmetric 4H\*4V(30D)
- Asymmetric 7H\*4V(35\*85D)

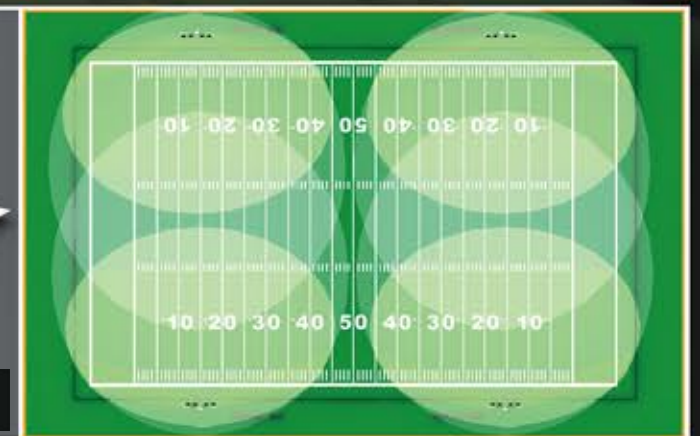


Accurate light distribution design to ensure accurate lighting, Using Seoul (Lumileds or CREE optional) LED chip to ensure the best lighting performance.


• Without lighting control, light spills out.



Visual Haze Caused from Uplight Reflected the Eye from Particulates Suspended in the Atmosphere



• With lighting control, better effect and lower glare.



Lighting is precisely controlled on the site where lighting is needed (this simulation diagram is for reference only, not for actual use)



• Glare can cause problems for athletes and nearby residents. Spillover light causes light pollution in the night sky. Solving the problem of reducing light pollution is the primary mission of our product design. While providing a brighter lighting system for the site, we were also concerned about how to reduce the disturbance to the surrounding environment.

• Effective control of light can better reflect the energy conservation and environmental protection of LED lighting equipment. The low glare design of the ISF series allows for effective control of light and direction, providing greater comfort for athletes on the field, a better spectator experience, and minimizing light pollution.

• Precise lighting system design of ISF series, combined with visor, reduces in-site glare by 40%, spills by more than 50%, and saves energy by up to 40% compared to conventional MHL or other lamps.



## > Referential Simulation Result

### Project Simulation Service for Clients

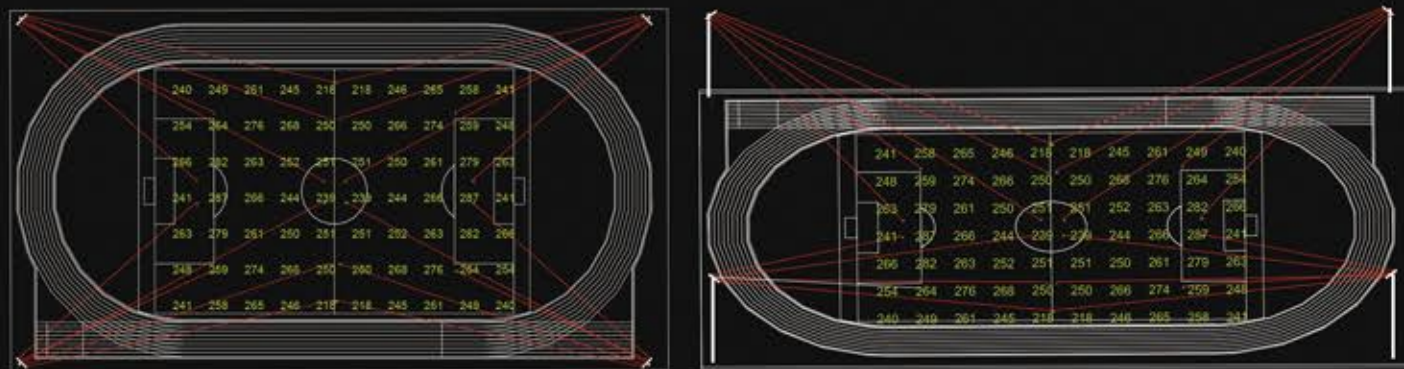


#### Reference Data

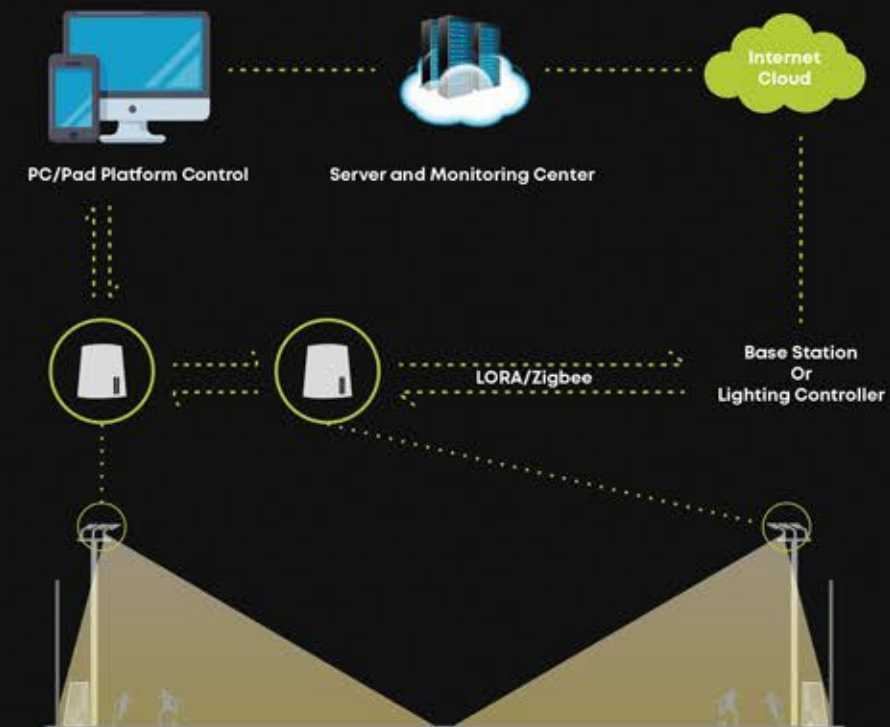
Field proportion: 105\*68m;  
 Installation height: 30m;  
 Pole number: 4 PCS;  
 Number of fixtures: 5 PCS \*4;  
 The total lumens: 144000lm;  
 Power of each fixture: 1200W;



### Illumination Parameters




## > Smart Lighting Control



The Lora Light wireless system or Zigbee control with strong anti-interference ability is adopted in the wireless transmission unit of light controller to realize the communication between nodes and gateways. The data of various sensors on the node light controller is sent back to the gateway, and the control command of the gateway is also sent to the node light controller.

Through the controller, the staff can conveniently remote control the status of lamps and lanterns and adjust them, so that the lighting management of the site is more intelligent.

### Competition




Through remote control, the lighting can achieve the best effect of professional competition, so as to meet the lighting demand of the field competition. Easy to operate, quick adjustment, intelligent system can be more conveniently deployed.

### Training or Recreation



Lighting on the spot only needs to meet the effect of training or daily recreational activities, and the illumination of fixtures can be reasonably adjusted through remote control. It can not only save energy consumption but also save operating expenses.

## > Application Reference



**NO FLICKER ON  
TV BROADCAST**

ISF sports lighting support ultra-slow motion. It delivers a flicker-free, HDTV broadcasting for the enjoyment of the audience.



## > Application Reference



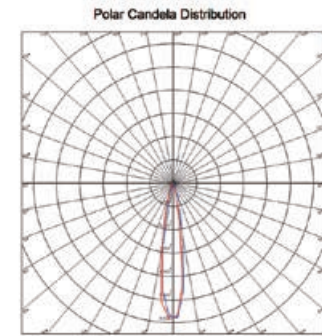


# Parameter Table

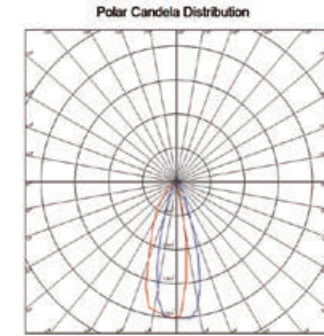
Electrical Data					
Model	AOK-400WISF	AOK-600WISF	AOK-800WISF	AOK-1200WISF	
Power(W)	400W	600W	800W	1200W	
Modules	1	1	2	2	
Input voltage	NV=100-277V, HV=277-480V, 50/60Hz				
THD	<20%				
PF	>0.90				
Control Option	0-10V/PWM Timer dimming (Standard), DALI, DMX512, Nema, Zhaga (Optional)				
Ambient temperature	-40°C to 50°C (-40 °F to 122 °F)	-40°C to 45°C (-40 °F to 113 °F)	-40°C to 50°C (-40 °F to 122 °F)	-40°C to 45°C (-40 °F to 113 °F)	
Driver brand	Based on the actual project demand				
Surge protection	20kV available				
Photometric Data					
Efficacy (lm/W, Std. Dev. ±5%)@CCT=4000K, CRI>70Ra, with visor	3H*3V(15D)	125lm/W	125lm/W	125lm/W	125lm/W
	7H*4V(35*85D)	135lm/W	135lm/W	135lm/W	135lm/W
	4H*3V(20*30D)	125lm/W	125lm/W	125lm/W	125lm/W
	4H*4V(30D)	135lm/W	135lm/W	135lm/W	135lm/W
	7H*5V(PG30D-without visor)	140lm/W	140lm/W	140lm/W	140lm/W
	7H*5V(PG60D-without visor)	140lm/W	140lm/W	140lm/W	140lm/W
Luminous flux (lm, Std. Dev. ±5%)@CCT=4000K, CRI>70Ra, with visor	3H*3V(15D)	5000lm	7500lm	10000lm	15000lm
	7H*4V(35*85D)	54000lm	81000lm	108000lm	162000lm
	4H*3V(20*30D)	50000lm	75000lm	100000lm	150000lm
	4H*4V(30D)	54000lm	81000lm	108000lm	162000lm
	7H*5V(PG30D-without visor)	56000lm	84000lm	112000lm	168000lm
	7H*5V(PG60D-without visor)	56000lm	84000lm	112000lm	168000lm
ULOR	= 0%, @ Luminaire inclination 0°				
CCT	2700K, 3000K, 4000K, 5000K, 5700K				
CRI	Ra70, Ra80, Ra90				
Beam angle	3H*3V(15D)/7H*4V(35*85D)/4H*3V(20*30D)/4H*4V(30D)/7H*5V(PG30D)/7H*5V(PG60D)				
Mechanical Data					
IP/IK	IP66/IK08, according to standard EN 60529 and EN 62262				
Vibration resistance	3G, conform to standard IEC 68-2-6.				
SCx (EPA) @25°	Type-A (With visor)	Top view: 0.37m² (3.98ft²) Front view: 0.18m² (1.94ft²)	Top view: 0.46m² (4.95ft²) Front view: 0.21m² (2.26ft²)		
	Type-U (With visor)	Top view: 0.42m² (4.52ft²) Front view: 0.17m² (1.83ft²)	Top view: 0.55m² (5.92ft²) Front view: 0.22m² (2.37ft²)		
Housing/Materials	Heavy-duty die-cast aluminum (EN AC-46100)				
Surface treatment	Anti-UV thermosetting polyester/80 micron epoxy primer + Anti-UV thermosetting polyester (for extremely corrosive environments).				
Painting	Black, Silver Grey, Custom request				
Cable	Pre-wired with a 30 cm cable (Other lengths on request)				
Mounting	Top fixed/Yoke mount				
LED					
LED Manufacturer	Seoul (CREE/LUMILEDS Optional)				
LED model	Seoul 5050/Seoul Z5M4 3535				
Lens	Polycarbonate + Tempered Glass				
Others					
Lifespan	L90B10 - 52 000 h, @Ta 25°C				
Warranty	5 years (Warranty extension up to 10 years on request)				
Certification	UL/cUL, For other certificates please request				
Product size(mm)	Type-A	L695.5*W603*H389.8mm (27.38*23.74*15.35")		L786*W607.2*H559.8mm (30.94*23.90*22.04")	
	Type-U	L790mm*W706.5*H241.9mm (31.10*27.81*9.52")		L989*W744.5*H368.2mm (38.94*29.31*14.50")	
Net weight(kg)	Type-A	13.45KG (29.65 lbs)		22.52KG (49.65 lbs)	
	Type-U	14.45KG (31.86 lbs)		23.68KG (52.21 lbs)	
Carton size	Type-A	L665*W660*H225mm (26.18*25.98*8.86")		L670*W650*H375mm (26.38*25.60*14.76")	
	Type-U	L715*W665*H230mm (28.15*26.18*9.06")		L765*W695*H400mm (30.12*27.36*15.75")	
Gross weight	Type-A	18.45KG (40.68 lbs)		27.52KG (60.67 lbs)	
	Type-U	19.45KG (42.88 lbs)		28.68KG (63.23 lbs)	
Application field	Suitable for stadium, sports field, port, railway station				

# Photometrics

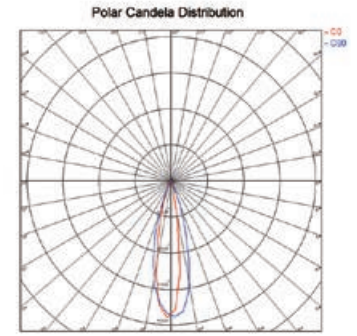
3H\*3V(15D)



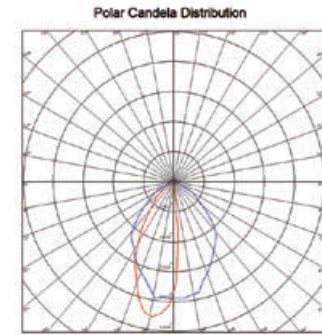
4H\*4V(30D)



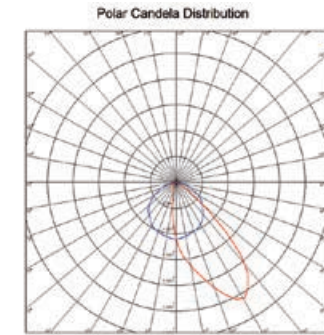
4H\*3V(20\*30D)



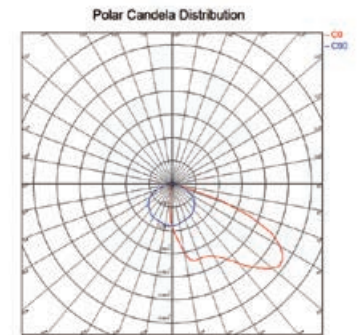
7H\*4V(35\*85D)



7H\*5V(PG30D-without visor)



7H\*5V(PG60D-without visor)



# Ordering Information

AOK-							
WATTS	VOLTAGE	LED CHIPS	TYPE OF SENSOR	CCT&CRI	DISTRIBUTION	MOUNT	COLOR
400WISF	NV=100-277V	S5=Seoul 5050	00=Without Sensor	3070=3000K 70CRI	15=3H*3V(15D)	A=Top fixed	SG=Silver gray
600WISF	HV=277-480V	S35=Seoul 3535	SN=Motion Sensor	4070=4000K 70CRI	3585=7H*4V(35*85D)	U=Yoke mount	BK=Black
800WISF			PH=Photocell	5070=5000K 70CRI	2030=4H*3V(20*30D)		Custom request
1200WISF			DV=Dimmable	5770=5700K 70CRI	30=4H*4V(30D)		
				3080=3000K 80CRI	PG30=7H*5V(PG30D)		
				4080=4000K 80CRI	PG60=7H*5V(PG60D)		
				5080=5000K 80CRI			
				5780=5700K 80CRI			

**Accessories & Control**  
 SPD 10kV, 20kV optional  
 DALI, DMX512, Nema, Zhaga

# Bracket Options



Type-A  
Top Fixed Installation



Type-A  
Top Fixed Installation  
(Without visor)



Type-U  
Yoke Mount



Type-U  
Yoke Mount  
(Without visor)

## ISF Series Specification Sheet

\*Due to the constant improvements in product development, individual parameters might change. Please refer to our sales or R&D team for most up-to-date content as specifications are subject to change without notice.

wally@aokledlight.com  
 +1 626-986-4050 (US)  
 +86 755 2357 9148 (CN)

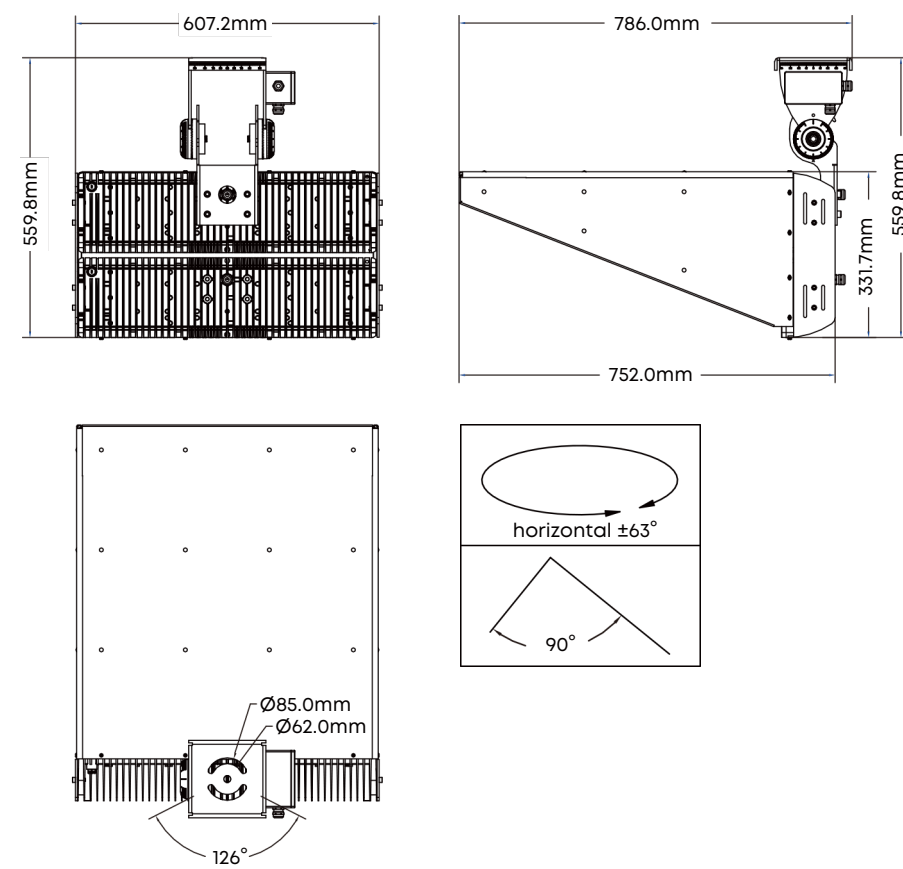
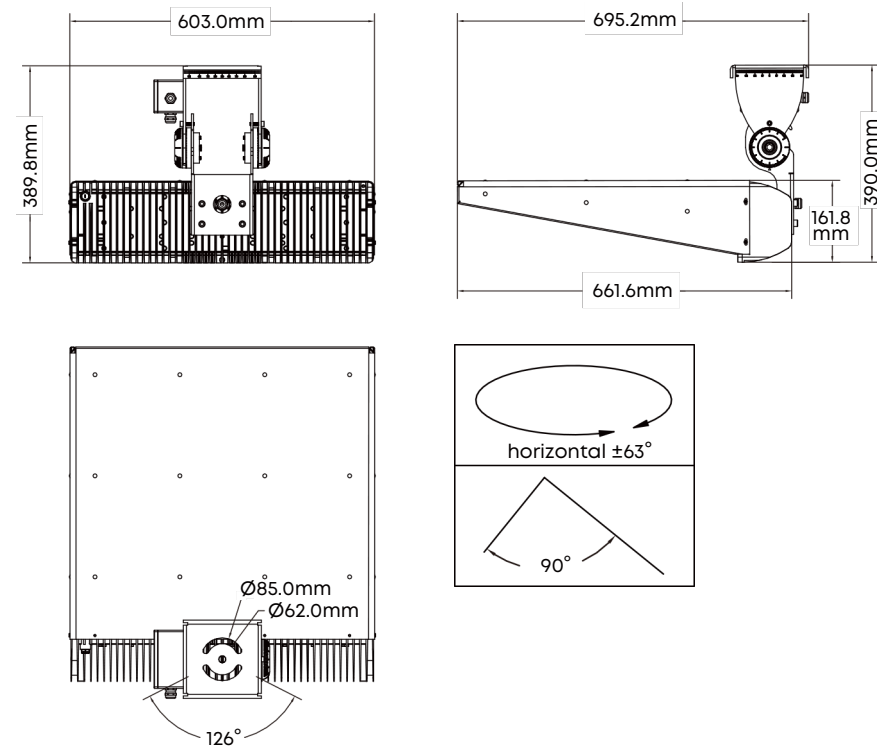
©2022 AOK LED LIGHT CO., LTD. All Right Reserved.



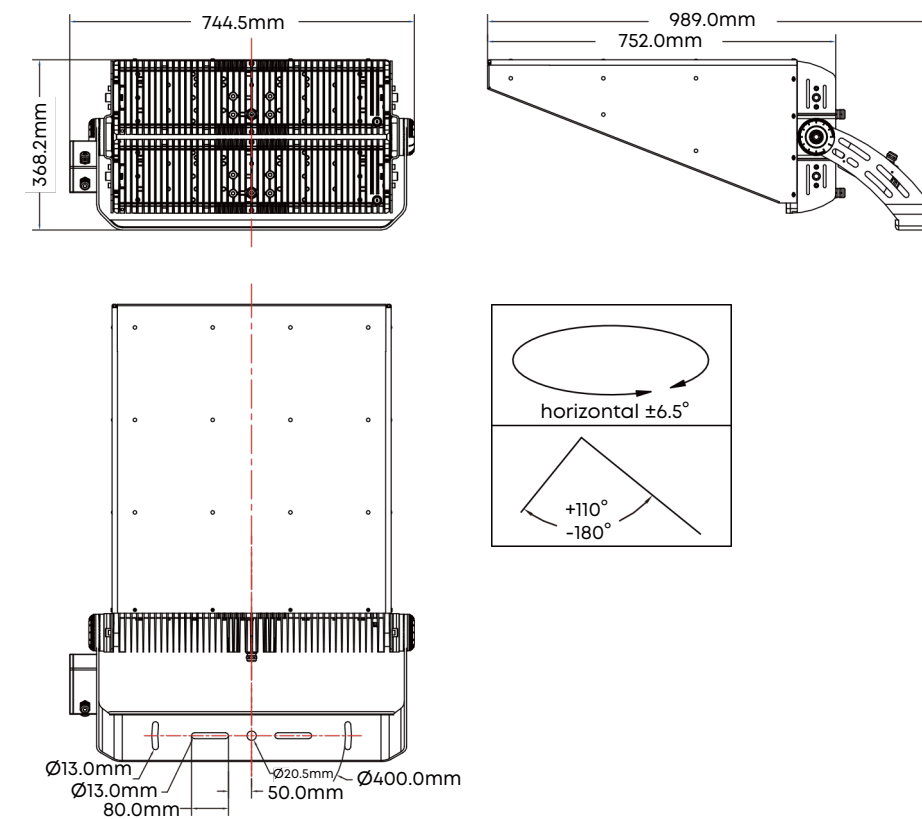
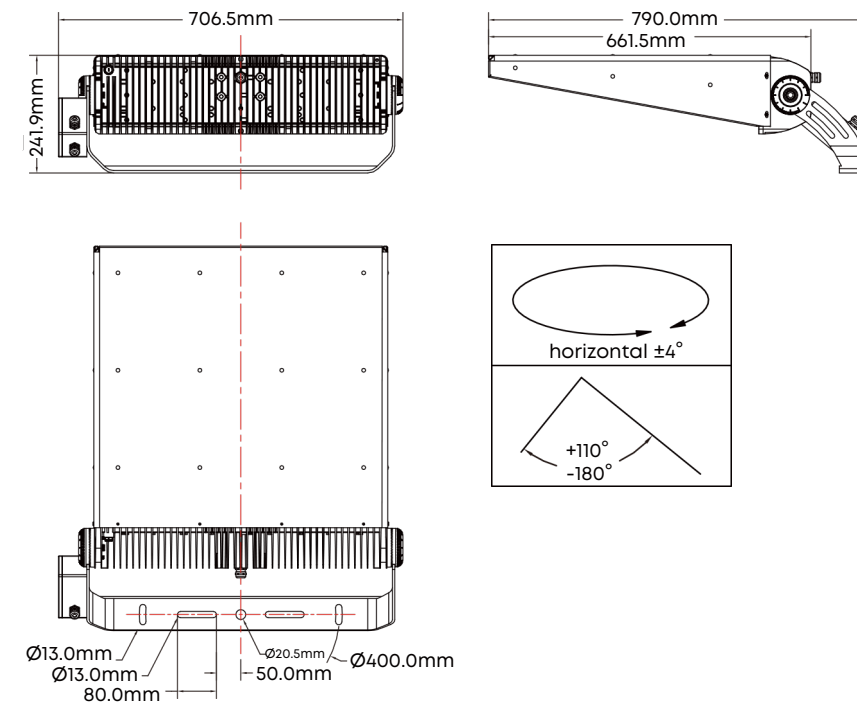


# Dimension

TYPE-A: Top Fixed Installation



TYPE-U: Yoke Mount







# Illuminate Your Future



5 Year Limited Warranty,  
10 Year Preferred Warranty.  
Please consult with our sales for detailed agreement.

Wally@aokledlight.com  
www.aokledlight.com  
+1 626-986-4050 (US)  
+86 755 2357 9148 (CN)

Manufacturing: Building 1 & 4, St. George's Science and Technology Industrial Park, Shajing Street, Shenzhen, China, 518124.  
Fuzhou HQ: Room 301, Yujing Business Center Zone 1, No. 12 Baihuazhou road, Cangshan district, Fuzhou, China, 350007  
NorthAmerica HQ: 18541 E Gale Ave, City of Industry, CA91748 USA

Copyright ©2022 AOK LED LIGHT CO., LTD. All Right Reserved.